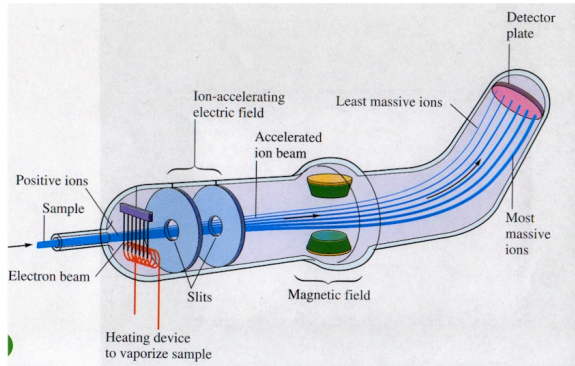
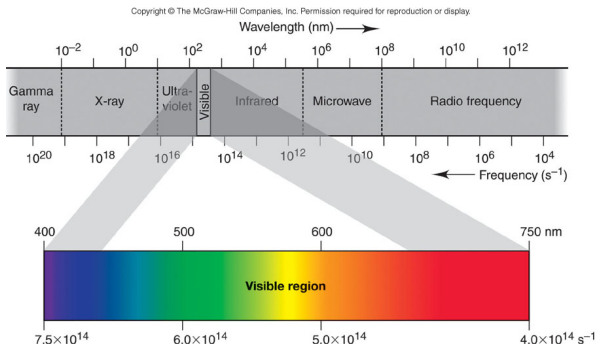


**Mass Spectrometer allows detection of different isotopes**

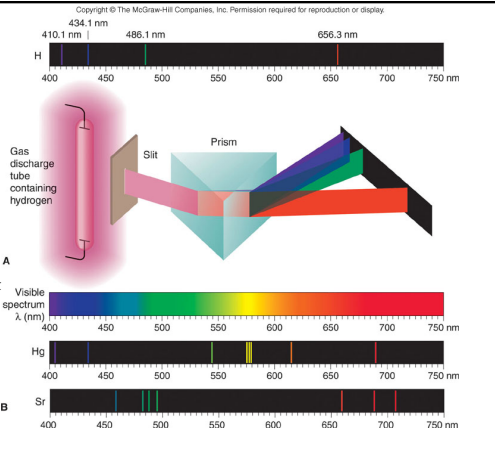


**Figure 7.3 Regions of the Electromagnetic Spectrum**

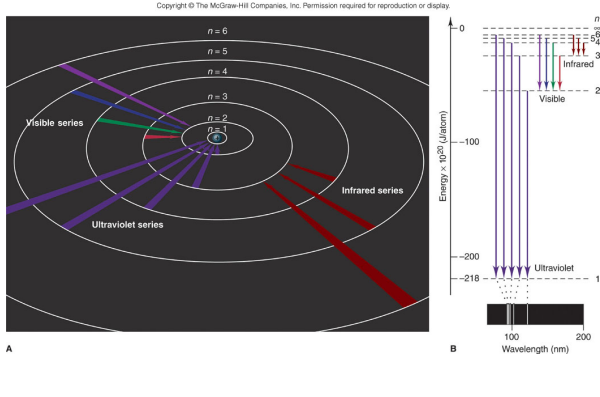


**The line spectra of several elements**

Note:  
Difference between element spectra and continuous visible spectrum



**Figure 7.11 The Bohr explanation of the three series of spectral lines.**



## Electron probability in the ground-state H atom

Copyright © The McGraw-Hill Companies, Inc. Permission required for reproduction or display.

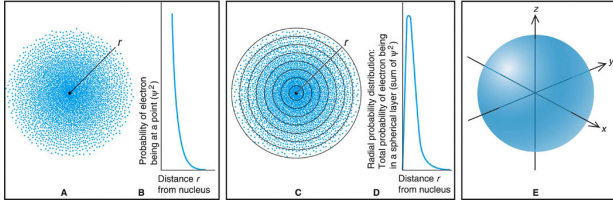
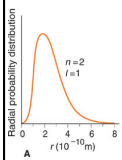
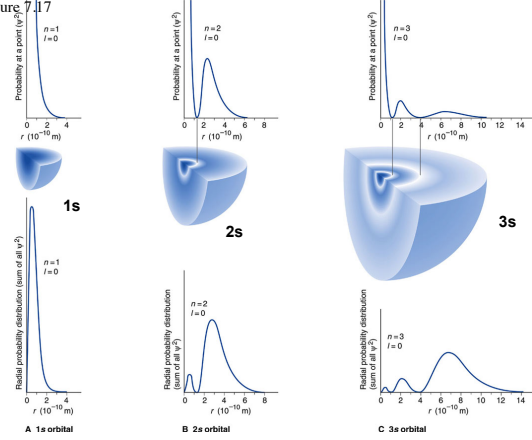
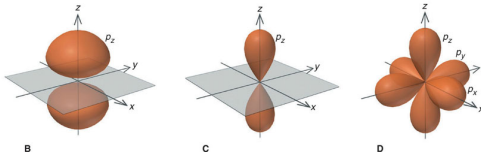


Figure 7.17

Copyright © The McGraw-Hill Companies, Inc. Permission required for reproduction or display.



Copyright © The McGraw-Hill Companies, Inc. Permission required for reproduction or display.



## The 2p orbitals

Figure 7.19 continued

Copyright © The McGraw-Hill Companies, Inc. Permission required for reproduction or display.

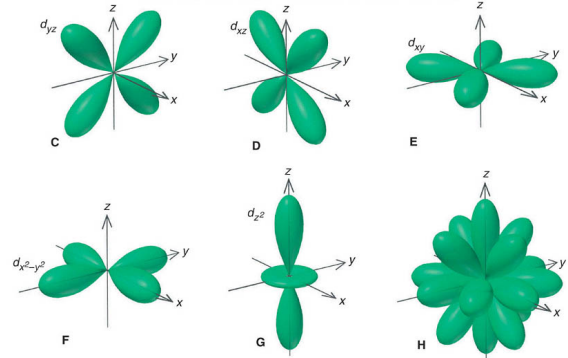


Figure 7.20

Copyright © The McGraw-Hill Companies, Inc. Permission required for reproduction or display.

One of the seven possible 4f orbitals

